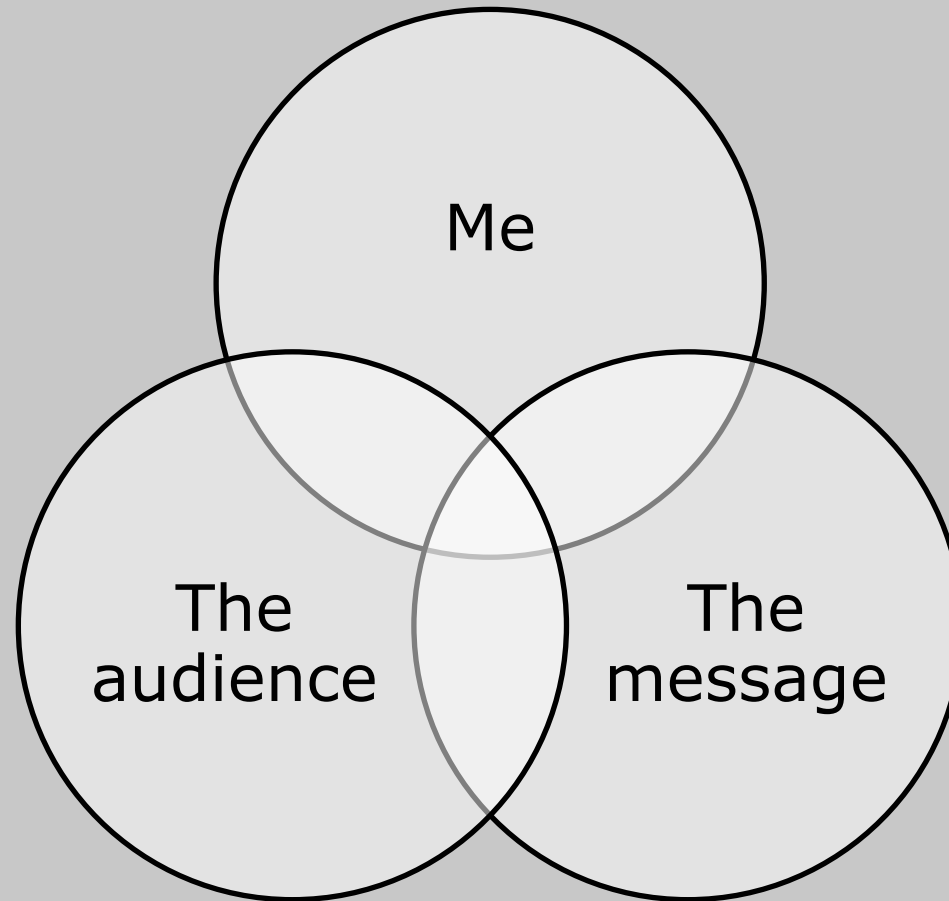


Presentation skills and confidence in public speaking

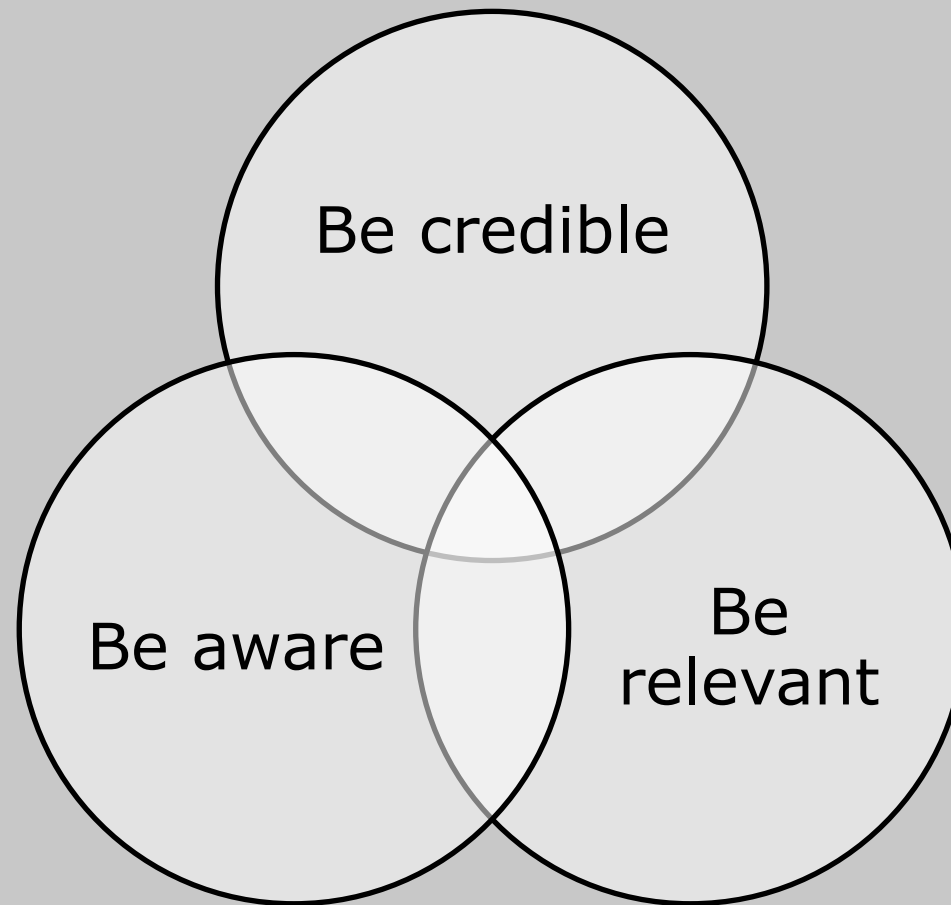
Carol Noakes



Three elements



So...



Mindset

What do the audience need?
What will they care about?



Activity: person from the past



Choose a modern object

Describe it to your partner (who is from, say, 300 years ago)

At any point where they have no reference for what you are saying, they question you


Aim to help them understand its purpose and use in a way that is meaningful to them

Body

Open and confident
Approachable and comfortable



Posture



Power Poses




Breathing



For calm, relaxation and voice control

Voice

Clarity and variety – music in the voice



Clarity



Variety



Practise on different texts

“I have a dream that one day this nation will rise up and live out the true meaning of its creed: “We hold these truths to be self-evident: that all men are created equal.”

I have a dream that one day on the red hills of Georgia the sons of former slaves and the sons of former slave-owners will be able to sit down together at a table of brotherhood.

I have a dream that one day even the state of Mississippi, a desert state, sweltering with the heat of injustice and oppression, will be transformed into an oasis of freedom and justice.

I have a dream that my four children will one day live in a nation where they will not be judged by the color of their skin but by the content of their character.

I have a dream today!”

Martin Luther King

A wireframe globe is held by two hands, one on the left and one on the right. The globe is composed of a dense network of thin, dark lines forming a spherical shape. The hands are dark silhouettes against a blue background. The background is divided into three horizontal bands: a light blue top band, a medium blue middle band, and a darker blue bottom band. The text is centered over the globe.

"If I have seen further,
it is by standing upon the
shoulders of giants".
Sir Isaac Newton

We need...



Heart

Head

Head – the facts



Heart – the human story



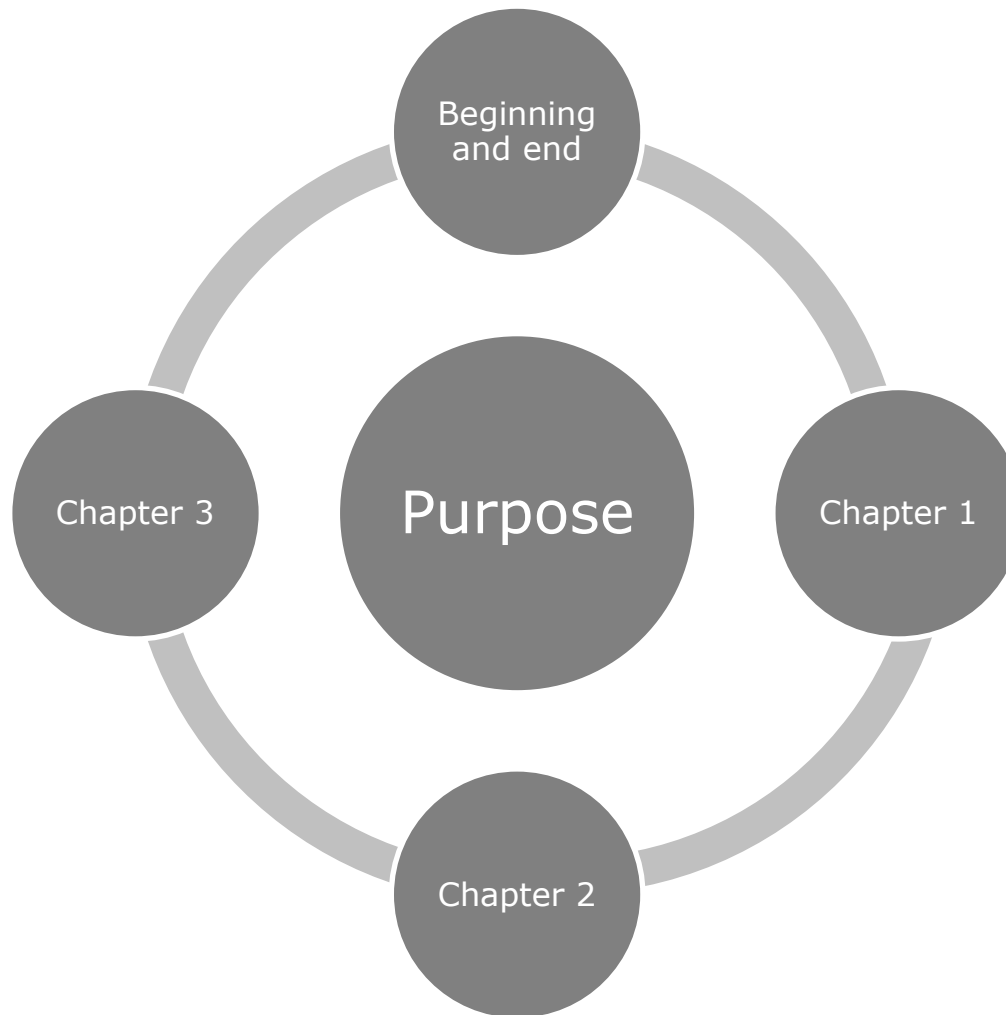
The journey

Describe a well known route you take, with the intention of directing someone to undertake the journey

Repeat, seeing how you can get your listener to the destination with the fewest possible instructions

Now use the fewest possible instructions, but add in some interesting features they might see or experiences they might have along the way.

Content



Structure - outline

Beginning:

A: attention grabber

B: benefits (what's in it for them)

C: credentials

D: direction (mapping the journey)

Middle:

Key messages

Keeping their attention (personal material, interactive section)

Endings:

Pithy summary

Conclusion

Hard facts and
data

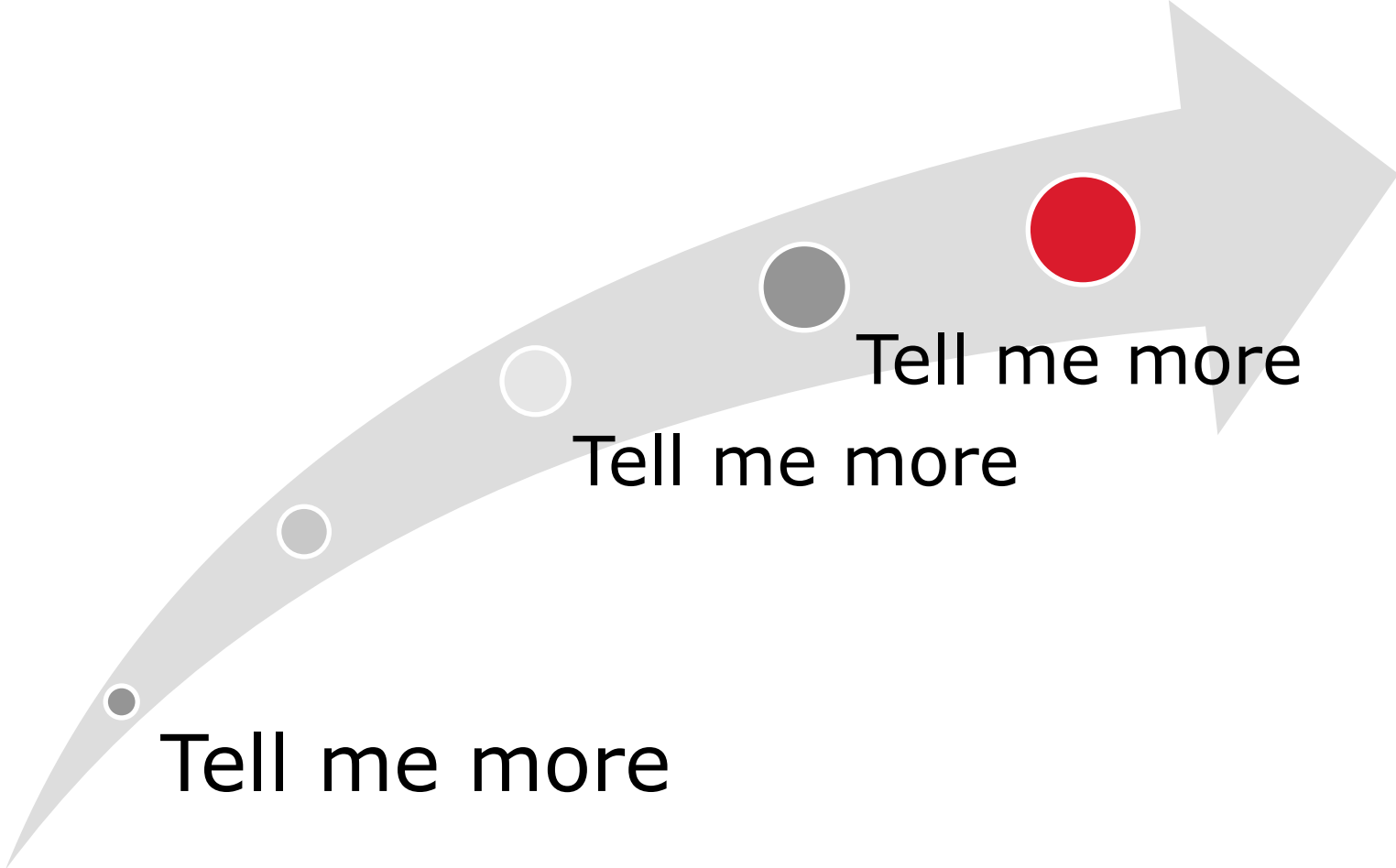
Purpose and
actions

Understanding
of the
audience

An anecdote,
an image

Checklist..

Move on / tell me more



The Macmillan Education Online Conference 2015

Thank you

Next session:

- 11:00 Stories to Make You Think -Chris Rose

Language
Learning



macmillan
education